

Trenza Metal


Modular applications

Technical catalogue



TRENZA METAL

MANUFACTURERS OF
PLAITED GRILLE AND
APPLICATIONS FOR
ARCHITECTURE AND
URBAN DESIGN



Urban design

URBAN RAILINGS

BT series

BTL / BTL-L Models	16
BTA N / BTA N-L Models	18
BTS / BTS-L Models	20
BTV / BTV-L Models	22
BTQ Model	24

BP series

BPA N / BPA N-L Models	26
BPS / BPS-L Models	28
BPV / BPV-L Models	30
BPQ Model	32

Models and series	34
--------------------------	-----------

System features	36
------------------------	-----------

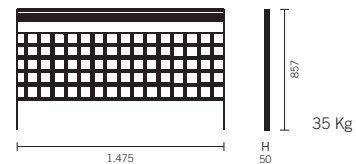
Technical features of the system	38
---	-----------

Standards and specifications	40
-------------------------------------	-----------

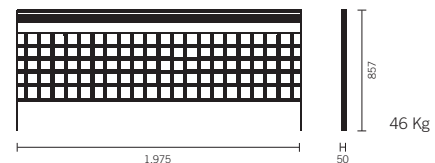


*Total height of the installed railing: 0,875 m.

Frame Ref.: BTL



Frame Ref.: BTL-L



Pitch between flat bar axes: 94 x 94 mm

Woven flat bar: 25 x 6 mm

Free opening: 69 x 69 mm

Measurements in mm.

Root Ref.: PBR

Root for fitting.



Root Ref.: PBF

Anchorage base for screwing onto the slab edge.



Root Ref.: PBT

Anchorage for screwing onto the floor.

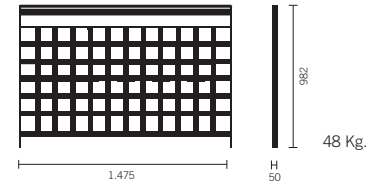






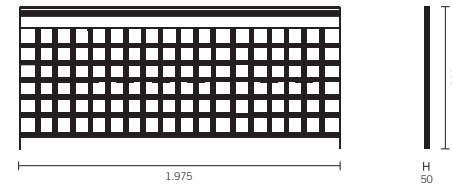
*Total height of the installed railing: 1 m.

Frame Ref.: BTA N



48 Kg.

Frame Ref.: BTA N-L



64 Kg

Pitch between flat bar axes: 125 x 125 mm
Woven flat bar: 35 x 6 mm
Free opening: 90 x 90 mm

Measurements in mm.

Root Ref.: PBR
Root for fitting.



Root Ref.: PBF
Anchorage base for screwing onto the slab edge.



Root Ref.: PBT
Anchorage for screwing onto the floor.

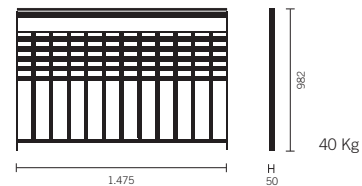




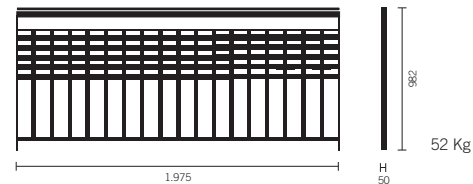


*Total height of the installed railing: 1 m.

Frame Ref.: BTS



Frame Ref.: BTS-L



Pitch between flat bar axes: 125 x 68 mm
Woven flat bar: 35 x 6 mm / 25 x 6 mm
Free opening: 100 x 33 mm

Measurements in mm.

Root Ref.: PBR

Root for fitting.



Root Ref.: PBF

Anchorage base for screwing onto the slab edge.



Root Ref.: PBT

Anchorage for screwing onto the floor.

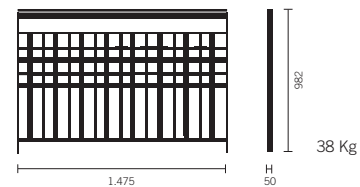




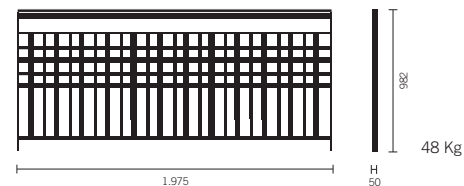


*Total height of the installed railing: 1 m.

Frame Ref.: BTV



Frame Ref.: BTV-L



Pitch between flat bar axes: 104 x 84 mm
Woven flat bar: 35 x 4 mm / 16 x 6 mm
Free opening: variable

Measurements in mm.

Root Ref.: PBR

Root for fitting.



Root Ref.: PBF

Anchorage base for screwing onto the slab edge.



Root Ref.: PBT

Anchorage for screwing onto the floor.

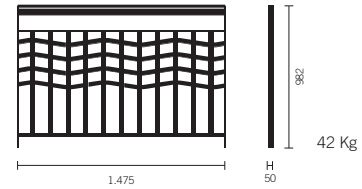






*Total height of the installed railing: 1 m.

Frame Ref.: BTQ



Pitch between flat bar axes: 125 x 94 mm
 Woven flat bar: 30 x 6 mm
 Free opening: 95 x 64 mm

Measurements in mm.

Root Ref.: PBR

Root for fitting.



Root Ref.: PBF

Anchorage base for screwing onto the slab edge.



Root Ref.: PBT

Anchorage for screwing onto the floor.

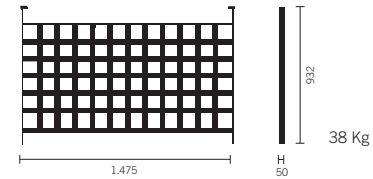




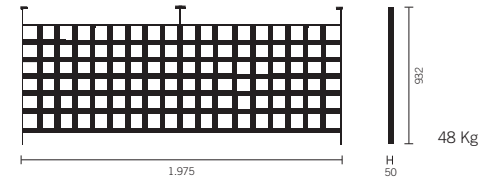


*Total height of the installed railing: 1 m.

Frame Ref.: BPA N



Frame Ref.: BPA N-L



Pitch between flat bar axes: 125 x 125 mm
 Woven flat bar: 35 x 6 mm
 Free opening: 90 x 90 mm

Measurements in mm.

Handrail

Ref.: P-LAC, P-INOX, PM-IROK, PM-CAST

Handrail made of wood or stainless steel.

— ± ø50 (Consult page 37)

Root Ref.: PBR

Root for fitting.



Root Ref.: PBF

Anchorage base for screwing onto the slab edge.



Root Ref.: PBT

Anchorage for screwing onto the floor.

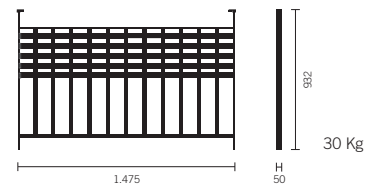




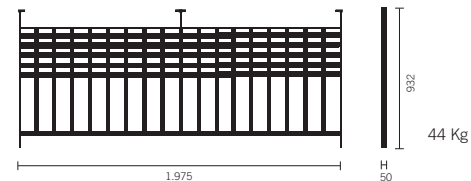


*Total height of the installed railing: 1 m.

Frame Ref.: BPS



Frame Ref.: BPS-L



Pitch between flat bar axes: 125 x 68 mm
 Woven flat bar: 35 x 6 mm / 25 x 6 mm
 Free opening: 100 x 33 mm

Measurements in mm.

Handrail

Ref.: P-LAC, P-INOX, PM-IROK, PM-CAST

Handrail made of wood or stainless steel.

⊕ ø50 (Consult page 37)

Root Ref.: PBR

Root for fitting.



Root Ref.: PBF

Anchorage base for screwing onto the slab edge.



Root Ref.: PBT

Anchorage for screwing onto the floor.

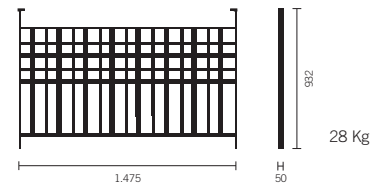




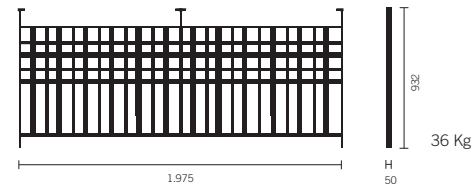


*Total height of the installed railing: 1 m.

Frame Ref.: BPV



Frame Ref.: BPV-L



Pitch between flat bar axes: 104 x 84 mm
Woven flat bar: 35 x 4 mm / 16 x 6 mm
Free opening: variable

Measurements in mm.

Handrail

Ref.: P-LAC, P-INOX, PM-IROK, PM-CAST

Handrail made of wood or stainless steel.

± ø50 (Consult page 37)

Root Ref.: PBR

Root for fitting.



Root Ref.: PBF

Anchorage base for screwing onto the slab edge.



Root Ref.: PBT

Anchorage for screwing onto the floor.

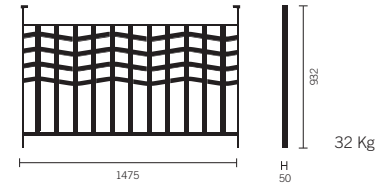






*Total height of the installed railing: 1 m.

Frame Ref.: BPQ



Pitch between flat bar axes: 125 x 94 mm
 Woven flat bar: 30 x 6 mm
 Free opening: 95 x 64 mm

Measurements in mm.

Handrail

Ref.: P-LAC, P-INOX, PM-IROK, PM-CAST

Handrail made of wood or stainless steel.

⌀ 50 (Consult page 37)

Root Ref.: PBR

Root for fitting.



Root Ref.: PBF

Anchorage base for screwing onto the slab edge.



Root Ref.: PBT

Anchorage for screwing onto the floor.






BT Series


The railings consist of independent sections and integrated handrail in the frame.




BTL Model




BTA N Model



BTS Model



BTV Model



BTQ Model




BP Series

The handrail is continuous and independent of the frame.


Modular urban railings - Models and series



BPA N Model



BPS Model



BPV Model



BPQ Model



Handrail BT series

Integrated high-resistance handrail. Solid profile. Half round profile, 8mm thick, of hot rolled steel reinforced by solid band 60x5mm. Resistant to strain and oxidation. Without visible welding.

Surface protection

Dúplex system according to standard UNE-EN 13438.
 Hot dip galvanized >70 µm thick.
 Standard UNE-EN ISO 1461.
 Acid degreasing. Amorphous phosphate.
 Polyester-powder paint >70 µm thick.
 High quality.

Frames

Independent frame of the anchorage base. The screen is made of plaited grille, and it is firmly fastened to the frame.

Screws

Standard screws protected by security caps.
Security caps
 Security caps are elements which hide the screws providing anti-vandalism protection.

Anchorage bases

Independent elements adaptable to the different irregularities and unevenness of the floor or curved designs.





Handrail BP series

The BP series offer independent handrails of steel, stainless steel, Iroko wood and Chestnut tree wood.


Materials of the handrail



Ref.: P-LAC

Galvanized steel with wrought iron finish.

Colours: white, ferrite, red tile, green, steel grey and black wrought iron.



Ref.: P-INOX

Stainless steel.



Ref.: PM-IROK

Iroko wood.



Ref.: PM-CAST

Chestnut tree wood.

Solid elements

All the elements are solid.

There are no pipes or profiles of cold rolled steel.

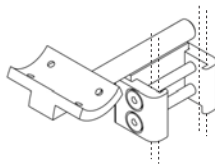
Handrail for disabled people

- Continuous handrail adaptable to every series and models of urban railings.
- Standard supports for horizontal plane and special for vertical plane.
- Different materials: Stainless steel, wood, etc.

Central support

Ref.: SPM-C

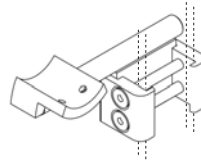
Galvanized and lacquered



Left side support

Ref.: SPM-L-IZQ

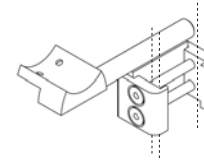
Galvanized and lacquered



Right side support

Ref.: SPM-L-DCHA

Galvanized and lacquered



Modulation - Laying out

1500mm and 2000mm to the axes of the anchorage base.

BT Series		
Model	1.500 mm	2.000 mm
BTL	•	•
BTA N	•	•
BTS	•	•
BTV	•	•
BTQ	•	

BP Series		
Model	1.500 mm	2.000 mm
BPA N	•	•
BPS	•	•
BPV	•	•
BPQ	•	

It is necessary to reserve 100mm, from the axe of the end base, at the ends of sections.

*For especial modulations, please consult our Technical Office.

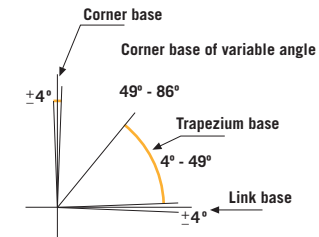
Adaptation to curves

Straight frames and standard anchorage bases for designs with a greater radius of 15m, making the most of 4° tolerance in every anchorage base.

Anchorage bases of trapezium sections made to measure to adapt themselves to curved designs with straight standard frames.

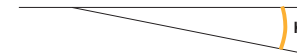
Special curved frames, minimum radius 1,5m and the desired length.

Angular gaps of the usage of the different sorts of bases:



Deviation assumed according to the sort of base or ideal size of railings:

- Corner base $K = 90^\circ$
- Corner base of variable angle $K = 49^\circ - 86^\circ$
- Trapezium base $K = 4^\circ - 49^\circ$
- Link base $K < 4^\circ$



Corner base.



Link trapezium base for adaptation to curves.

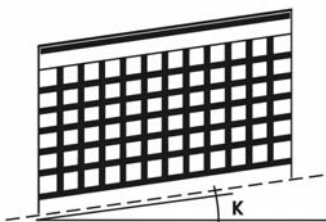


Adaptation to slopes

The transverse elements of the railing frame (parallel to the floor) are adapted to slopes forming a variable angle (30° maximum) together with the vertical elements.

Suitable for continuous slopes and sloping sections.

Useful to solve slopes and steps.



Types of installation

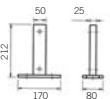
Removable:

- The anchorage plate is screwed onto the floor
- The frames and the anchorage plates are removable

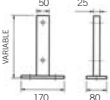
Half-removable:

- The anchorage plate is Embedded in concrete
- Only the railing frames are removable

Types of anchorage



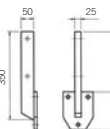
PBT series
Anchorage for screwing onto the floor.



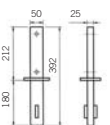
PBM series
Anchorage base made to measure for screwing onto the slab.



PBC series
Anchorage base made to measure for screwing onto the slab edge.



PBF series
Anchorage base for screwing onto the slab edge.



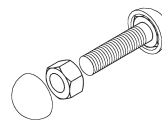
PBR series
Root fixed: Embedded in concrete

All the anchorage bases are made of plates 10mm thick and solid rods of 50x25mm.

Screws and caps

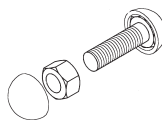
Standard elements for the right fastening of the railing frames to the anchorage bases and for the right fastening of the anchorage bases to the floor or slab.

Protected by security caps, machining in steel, they provide anti-vandalism protection. This element can be made of stainless steel or zinc coated iron, but always treated and keeping the same finish as the rest of the elements.



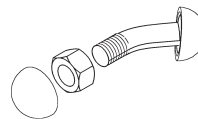
Ref.: TTR-M12-E

Union between elements. Link.



Ref.: TTR-M12-R

Union between elements. Finish.



Ref.: TTR-M12-C

Union between elements. Trapezium link.



Ref.: TTM-M10

Fastening to the floor (concrete).

Materials

All the materials are solid hot rolled profiles of ACERO CALIDAD S-275-JR UNE-EN 10025.

Corrosion-resistant treatment and finishes

Channel of fluids

Inner galvanization of the overlapped surfaces. A channel allows the evacuation of gases and the penetration of zinc in the overlapping chamber.

Treatment

Dúplex system according to the standard UNE-EN 13438.

High anti-oxidation protection thanks to a process of hot dip galvanization. Treatments of degreasing and phosphate. Polyester-powder paint (ferrotextured paint) and furnace dried. Maximum adherence of the surface coating.

-Corrosion-resistance treatment
Hot dip galvanization by immersion.

- Minimum thickness of the zinc coating: 70 µm.
- Standard UNE-EN ISO 1461.

-Adherence treatment
Acid degreasing. Amorphous phosphate.

-Surface treatment
Polyester-powder paint (>70µm).
High quality and optimum performance.

Ferro textured polyester in six colours: white, ferrite, red tile, green, steel grey and black wrought iron.

Wood

The handrail is made of Iroko wood or Chestnut tree wood. Three layers of gluing, brushing and working have been applied.

Treatment

Application of Lasur, or substitutes, using Long oil alkyd resin, thixotropic resin and pigments of transparent solid colours which are light and weather resistant and absorb the ultraviolet radiation. They provide also biocidal components against xylophages to the wood.

Standard

General standards of the product


· EXCELLENT according to standards:

UNE 85238 "Railings. Test Methods"
UNE 85240 "Rails. Classification"

· UNE 85237 "Railings. Definitions. Terminology.
General security conditions"

Anchorage and installation

Anchorage basis and security screws (stainless steel or zinc coating) according to standard UNE 85239 "Railings. Cross section design of elements. Anchorage features. Supply and installation conditions".



Building

LINEAL BALCONIES

Models

BAL-ROT V	46
BAL-ROT B	48
BAL-ROT S	50
BAL-ROT R	52

LINEAL PARAPETS

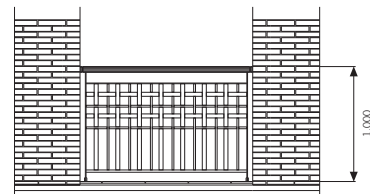
Models

BAL-ROT V-A60	54
BAL-ROT B-A60	54
BAL-ROT S-A60	55
BAL-ROT R-A60	55

OTHER MODELS	56
--------------	----

Features of the system	58
------------------------	----


Standards and specifications	60
------------------------------	----


**Ref. BAL-ROT V**

Reference of Trenza Metal grille included:
B 94 16 35 - TH

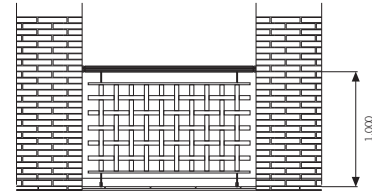
Includes:

- BAL-ROT ball and socket joints
- Screws for fastening
- Packaging for protection in the building site





Ref. BAL-ROT B



Reference of Trenza Metal grille included:
125 35 6

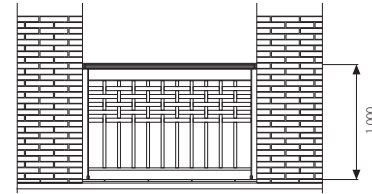
Includes:

- BAL-ROT ball and socket joints
- Screws for fastening
- Packaging for protection in the building site





Ref. BAL-ROT S


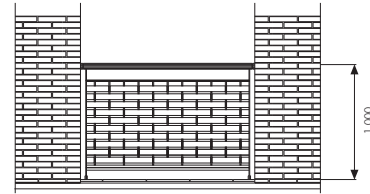


Reference of Trenz Metal grille included:
SV 68 125 25 35

Includes:

- BAL-ROT ball and socket joints
- Screws for fastening
- Packaging for protection in the building site



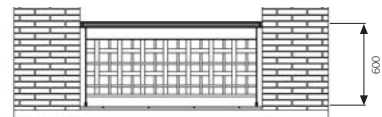


**Ref. BAL-ROT R**

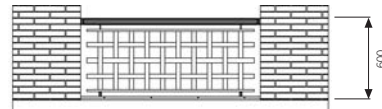
Reference of Trensa Metal grille included:
68 125 50 R10

Includes:
BAL-ROT ball and socket joints
Screws for fastening
Packaging for protection in the building site



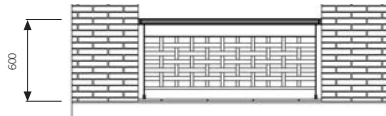
**Ref. BAL-ROT V-A60**

Includes:
BAL-ROT ball and socket joints
Screws for fastening
Packaging for protection in the building site

Ref. BAL-ROT B-A60

Includes:
BAL-ROT ball and socket joints
Screws for fastening
Packaging for protection in the building site

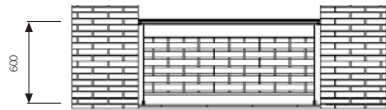
Ref. BAL-ROT S-A60



Includes:
BAL-ROT ball and socket joints
Screws for fastening
Packaging for protection in the building site



Ref. BAL-ROT R-A60



Includes:
BAL-ROT ball and socket joints
Screws for fastening
Packaging for protection in the building site



Other models

Please consult our Technical Office if you are interested in balconies and parapets with other models of plaited grille.





Tubular shaped handrail
Integrated high-resistance handrail.
Solid profile. Resistant to strain and oxidation.
Without visible welding.

Fastening to wall
The hermetic Bal Rot ball and socket joint show tolerance in three axes.


Frames
The screen is made of plaited grille, and it is firmly fastened to the frame.

Surface protection
Dúplex system according to standard UNE-EN 13438.
Hot dip galvanized >70 µm thick.
Standard UNE-EN ISO 1461.
Acid degreasing. Amorphous phosphate.
Polyester-powder paint >70 µm thick.
High quality.

Solid elements
Hot rolled frame and plaited grille.

Anchorage bases
Integrated bases fixed by means of hidden screws.

Screws
Standard screws protected by security caps.



Features of the BAL-ROT system

The BAL-ROT system provides maximum security and it allows a fast assembly after the finished building works. Versatility, adaptability and resistance in a product that the customer receives totally finished, equipped with the accessories for assembly and fastening, made to measure, packed and ready to install without need for qualified workers.

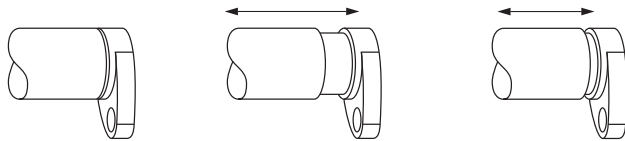


**Move the ball and socket joint linearly to adapt to the opening.
Turn to find the optimum fastening point.**

The Bal Rot ball and socket joint is the key of the anchorage system.
It is a kind of hermetic telescopic anchor for tubular handrails that provide two advantages:

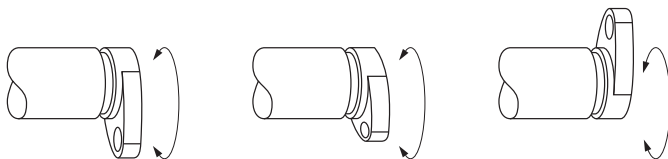
- Longitudinal tolerance

It allows avoiding measure mistakes or unevenness of the wall.



- Freedom to set the anchor

It allows avoiding the brick slots and finding the most resistant point, etc.



BAL-ROT ball and socket joint

The key of the anchorage system.
Without building work and without welding.



Materials

All the materials are solid hot rolled profiles of ACERO CALIDAD S-275-JR UNE-EN 10025.

Corrosion-resistant treatment and finishes

Channel of fluids

Inner galvanization of the overlapped surfaces. A channel allows the evacuation of gases and the penetration of zinc in the overlapping chamber.

Treatment

Dúplex system according to the standard UNE-EN 13438.

High anti-oxidation protection thanks to a process of hot dip galvanization. Treatments of degreasing and phosphate. Polyester-powder paint (ferrotextured paint) and furnace dried. Maximum adherence of the surface coating.

-Corrosion-resistance treatment
Hot dip galvanization by immersion.

- Minimum thickness of the zinc coating: 70 µm.
- Standard UNE-EN ISO 1461.

-Adherence treatment
Acid degreasing. Amorphous phosphate.

-Surface treatment
Polyester-powder paint (>70µm).
High quality and optimum performance.

Ferro textured polyester in six colours: white, ferrite, red tile, green, steel grey and black wrought iron.

Standard

General standards of the product

- EXCELLENT according to standards:
 - UNE 85238 "Railings. Test Methods"
 - UNE 85240 "Rails. Classification"
- UNE 85237 "Railings. Definitions. Terminology. General security conditions"

Anchorage and installation

Anchorage basis and security screws (stainless steel or zinc coating) according to standard UNE 85239 "Railings. Cross section design of elements. Anchorage features. Supply and installation conditions".

MODULAR FENCING

Models

Basic Series	62
Decó Series	66
Thematic Series	70

Systems

TPR Systems	80
TME Systems	81

Standards and specifications	82
------------------------------	----

Fencing

**Reference****Mesh****TPR System****125 20 8**


Distance between axes: 125 x 125 mm
 Flat bar: 20 x 8 mm
 Free opening: 105 x 105 mm
 Transparency: 71%



TPR X 125 20 8 / 2 x 0,75 m

125 25 6


Distance between axes: 125 x 125 mm
 Flat bar: 25 x 6 mm
 Free opening: 100 x 100 mm
 Transparency: 64%



TPR X 125 25 6 / 2 x 0,75 m

125 30 6


Distance between axes: 125 x 125 mm
 Flat bar: 30 x 6 mm
 Free opening: 95 x 95 mm
 Transparency: 58%



TPR X 125 30 6 / 2 x 0,75 m

125 35 6


Distance between axes: 125 x 125 mm
 Flat bar: 35 x 6 mm
 Free opening: 90 x 90 mm
 Transparency: 52%




TPR X 125 35 6 / 2 x 0,75 m

125 45 6


Distance between axes: 125 x 125 mm
 Flat bar: 45 x 6 mm
 Free opening: 80 x 80 mm
 Transparency: 41%



TPR X 125 45 6 / 2 x 0,75 m

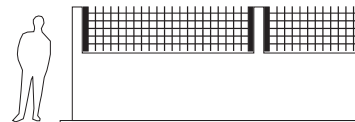


TPR La 125 20 8 / 2 x 1,5 m

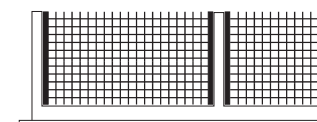


TPR Lv 125 20 8 / 1,5 x 2 m


TME System




TME EC 125 20 8 / 3 x 0,75 m



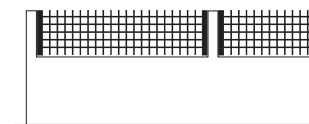
TME EA 125 20 8 / 3 x 1,5 m



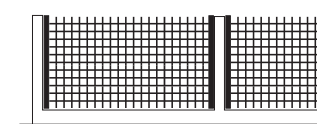
TPR La 125 25 6 / 2 x 1,5 m




TPR Lv 125 25 6 / 1,5 x 2 m




TME EC 125 25 6 / 3 x 0,75 m



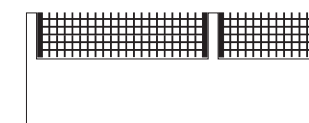
TME EA 125 25 6 / 3 x 1,5 m



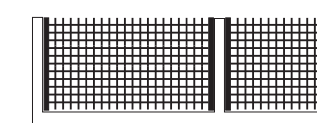
TPR La 125 30 6 / 2 x 1,5 m




TPR Lv 125 30 6 / 1,5 x 2 m




TME EC 125 30 6 / 3 x 0,75 m



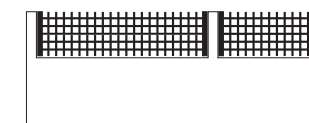
TME EA 125 30 6 / 3 x 1,5 m



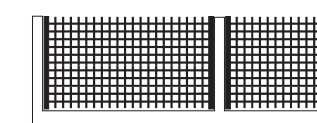
TPR La 125 35 6 / 2 x 1,5 m




TPR Lv 125 35 6 / 1,5 x 2 m




TME EC 125 35 6 / 3 x 0,75 m



TME EA 125 35 6 / 3 x 1,5 m




TPR La 125 45 6 / 2 x 1,5 m



TPR Lv 125 45 6 / 1,5 x 2 m













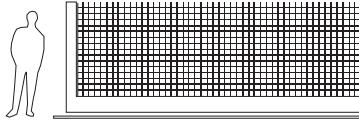
TME EC 125 45 6 / 3 x 0,75 m




TME EA 125 45 6 / 3 x 1,5 m



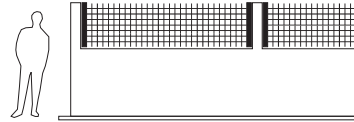
Reference	Mesh	TPR System
<p>94 16 6</p> <p>Distance between axes: 94 x 94 mm. Flat bar: 16 x 6 mm. Free opening: 78 x 78 mm. Transparency: 69%</p>		 <p>TPR X 94 16 6 / 2 x 0,75 m</p>
<p>94 25 6</p> <p>Distance between axes: 94 x 94 mm Flat bar: 25 x 6 mm Free opening: 69 x 69 mm Transparency: 54%</p>		 <p>TPR X 94 25 6 / 2 x 0,75 m</p>
<p>94 40 4</p> <p>Distance between axes: 94 x 94 mm Flat bar: 40 x 4 mm Free opening: 54 x 54 mm Transparency: 33%</p>		 <p>TPR X 94 40 4 / 2 x 0,75 m</p>
<p>68 20 4</p> <p>Distance between axes: 68 x 68 mm Flat bar: 20 x 4 mm Free opening: 48 x 48 mm Transparency: 50%</p>		 <p>TPR X 68 20 4 / 2 x 0,75 m</p>
<p>68 30 4</p> <p>Distance between axes: 68 x 68 mm Flat bar: 30 x 4 mm Free opening: 38 x 38 mm Transparency: 31%</p>		 <p>TPR X 68 30 4 / 2 x 0,75 m</p>



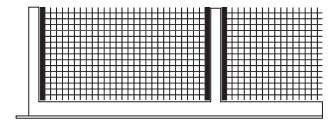
TPR La 94 16 6 / 2 x 1,5 m



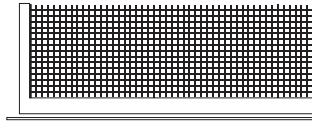
TPR Lv 94 16 6 / 1,5 x 2 m




TME EC 94 16 6 / 3 x 0,75 m



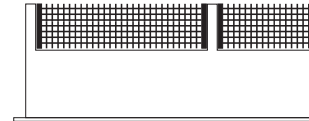
TME EA 94 16 6 / 3 x 1,5 m



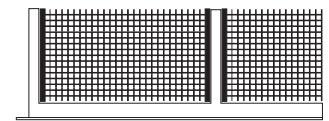
TPR La 94 25 6 / 2 x 1,5 m




TPR Lv 94 25 6 / 1,5 x 2 m




TME EC 94 25 6 / 3 x 0,75 m




TME EA 94 25 6 / 3 x 1,5 m



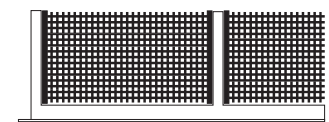
TPR La 94 40 4 / 2 x 1,5 m




TPR Lv 94 40 4 / 1,5 x 2 m




TME EC 94 40 4 / 3 x 0,75 m



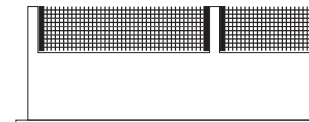
TME EA 94 40 4 / 3 x 1,5 m



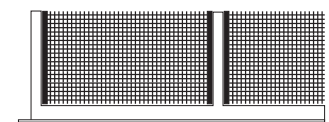
TPR La 68 20 4 / 2 x 1,5 m




TPR Lv 68 20 4 / 1,5 x 2 m




TME EC 68 20 4 / 3 x 0,75 m




TME EA 68 20 4 / 3 x 1,5 m




TPR La 68 30 4 / 2 x 1,5 m



TPR Lv 68 30 4 / 1,5 x 2 m



TME EC 68 30 4 / 3 x 0,75 m



TME EA 68 30 4 / 3 x 1,5 m

TME System




Reference

Mesh

TPR System

68 125 40 4


Distance between axes: 125 x 68 mm
 Flat bar: 40 x 4 mm
 Free opening: 85 x 28 mm
 Transparency: 28%



TPR X 68 125 40 4 / 2,00 x 0,75 m.

68 125 50 30

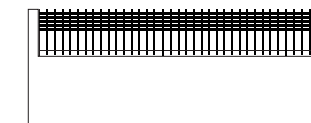

Distance between axes: 125 x 68 mm
 Flat bar: 50 x 4 / 30 x 4 mm
 Free opening: 95 x 18 mm
 Transparency: 20%




TPR X 68 125 50 30 / 2,00 x 0,75 m.

SV 68 125 25 35


Distance between axes: 125 x 68 mm
 Flat bar: 25 x 6 / 35 x 4 mm
 Hueco entre barras: 100 x 33 mm



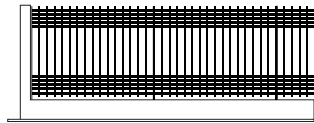
TPR X SV 68 125 25 35 / 2,00 x 0,75 m.



TPR La 68 125 40 4 / 2 x 1,5 m




TPR La 68 125 50 30 / 2 x 1,5 m




TPR La SV 68 125 25 35 / 2 x 1,5 m


TME System




TME EC 68 125 40 4 / 3 x 0,75 m



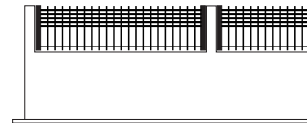
TME EA 68 125 40 4 / 3 x 1,5 m



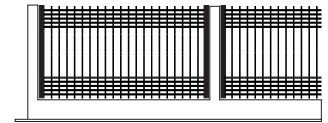
TME EC 68 125 50 30 / 3 x 0,75 m



TME EA 68 125 50 30 / 3 x 1,5 m



TME EC SV 68 125 25 35 / 3 x 0,75 m



TME EA SV 68 125 25 35 / 3 x 1,5 m




Reference

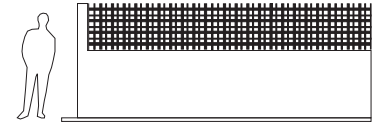
V 94 16 35 TC

Distance between axes: 104 x 84 mm
 Flat bar: 35 x 4 / 16 x 6 mm
 Transparency: 53%

Mesh



TPR System




TPR X V 94 16 35 TC / 2 x 0,75 m

V 94 16 35 TH


Distance between axes: 104 x 84 mm
 Flat bar: 35 x 4 / 16 x 6 mm




TPR X V 94 16 35 TH / 2 x 0,75 m



TPR La V 94 16 35 TC / 2 x 1,5 m

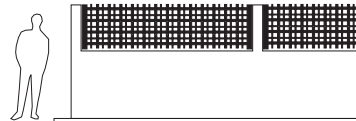


TPR Lv V 94 16 35 TC / 1,5 x 2 m




TPR La V 94 16 35 TH / 2 x 1,5 m

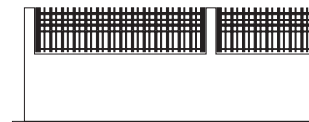
TME System




TME EC V 94 16 35 TC / 3 x 0,75 m



TME EA V 94 16 35 TC / 3 x 1,5 m



TME EC V 94 16 35 TH / 3 x 0,75 m



TME EA V 94 16 35 TH / 3 x 1,5 m



Reference

Q 125 30 6

Distance between axes: 125 x 125 mm
 Flat bar: 30 x 6 mm
 Hueco libre: 95 x 95 mm
 Transparency: 58%

Mesh

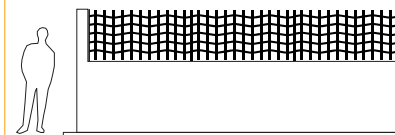


PQ 125 30 6

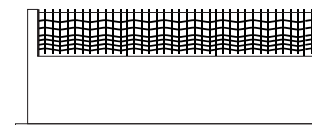
Distance between axes:
 125 x 125 / 125 x 68 mm
 Flat bar: 30 x 6 mm



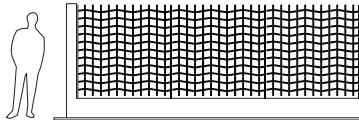
TPR System




TPR C Q 125 30 6 / 1,5 x 0,75 m




TPR C PQ 125 30 6 / 1,5 x 0,75 m




TPR V Q 125 30 6 / 1,5 x 1,5 m




TPR Lv Q 125 30 6 / 1,5 x 2 m



TPR V PQ 125 30 6 / 1,5 x 1,5 m



TPR Lv PQ 125 30 6 / 1,5 x 2 m



Reference

68 125 50 R10

Distance between axes: 125 x 68 mm
 Flat bar: 50 x 4 mm
 Rod.: 10 mm
 Free opening: 115 x 18 mm
 Transparency: 24%


Mesh



TPR System



TPR X 68 125 50 R10 / 2 x 0,75 m




TPR La 68 125 50 R10 / 2 x 1,5 m

TME System



TME EC 68 125 50 R10 / 3 x 0,75 m



TME EA 68 125 50 R10 / 3 x 1,5 m



Housing development (Cantabria). Ref.125 35 6





AVE rail station (Toledo). Ref.125 35 6





House (Zamora). Ref.125 30 6

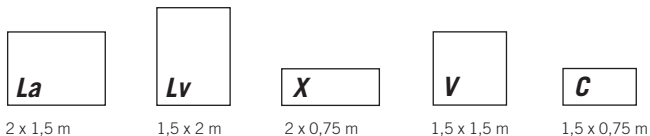


TPR System


Continuous fencing with metallic posts.

Different models of plaited grille providing a great capacity of adaptation to the design of the building work. It provides different solutions to solve steps, curves, slopes. There are different anchorage systems available too. Two sorts of metallic links are available.


Sizes of the modules



1-1. Standard: fastener by means of screws with security caps



1-2. Optional: fastener by means of adjustable clamps



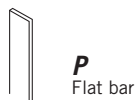
Types of the modules



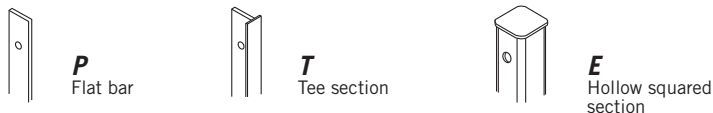
Types of the modules



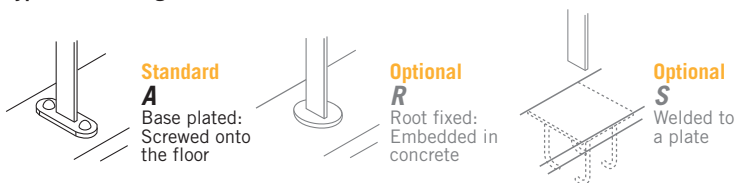
Types of posts



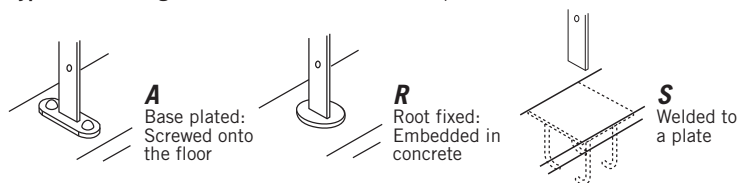
Types of posts



Types of anchorage



Types of anchorage: available for all the kinds of posts.



TME System

Fencing between pilasters.

It is presented as modules with loose ends and hidden reinforcement. They are fixed to the pilasters by means of abutments made of cast iron providing a system of adjustment.

Sizes of the modules

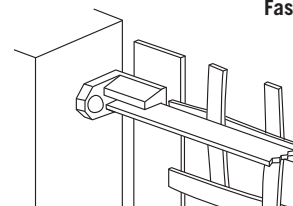


3 x 1,50 m



3 x 0,75 m


Fastening by means of cast iron abutments



Free opening between pilasters



3,20 x 1,50 m



3,20 x 0,75 m

Materials

All the materials are solid hot rolled profiles of ACERO CALIDAD S-275-JR UNE-EN 10025.

Corrosion-resistant treatment and finishes

Channel of fluids

Inner galvanization of the overlapped surfaces. A channel allows the evacuation of gases and the penetration of zinc in the overlapping chamber.

Treatment

Dúplex system according to the standard UNE-EN 13438.
High anti-oxidation protection thanks to a process of hot dip galvanization. Treatments of degreasing and phosphate. Polyester-powder paint (ferrotextured paint) and furnace dried. Maximum adherence of the surface coating.

-Corrosion-resistance treatment
Hot dip galvanization by immersion.

- Minimum thickness of the zinc coating: 70 µm.
- Standard UNE-EN ISO 1461.

-Adherence treatment
Acid degreasing. Amorphous phosphate.

-Surface treatment
Polyester-powder paint (>70µm).
High quality and optimum performance.

Ferro textured polyester in six colours: white, ferrite, red tile, green, steel grey and black wrought iron.

FINISH
Finish

84

Finish

The Trenza Metal products are protected against corrosion by means of hot dip galvanization

Outer finish à la carte. Maximum resistance and variety of finishes of colour and texture

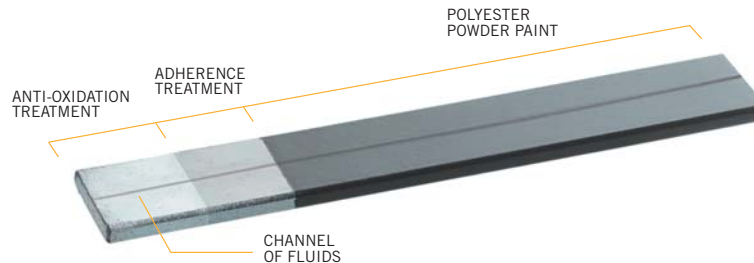



Dúplex system according to the standard UNE-EN 13438

High anti-oxidation protection thanks to a process of hot dip galvanization. Treatments of degreasing and phosphate. Polyester-powder paint (ferrotextured paint) and furnace dried. **Maximum adherence of the surface coating.**

Finish

Ferro textured polyester in six colours: white, ferrite, red tile, green, steel grey and black wrought iron.





The plaited grille is elaborated using flat bars of carbon steel.

The flat bars are provided of a **channel of fluids**, this channel allows the evacuation of gases and the penetration of zinc in the overlapping chamber. The flat bars are undergoing an **exhaustive quality control** to evaluate the protection of the hot dip galvanization. Trezza Metal applies a finish surface treatment to all their products, using **the most advanced technology** and the maximum quality available today of the market.

To apply this finish surface treatment, Trezza Metal has a **polyester-powder paint line**. In the 80 m long of their line, the material goes through four stages: **Treatment tunnel**; here the material suffers treatments of degreasing and phosphate to get Maximum adherence of the surface coating. **Drying oven, paint chamber** for polyester powder paint and finally **polymerization oven** at 200° to get an optimum finish.



Basic product

GRILLE

Models


Basic Series
Decó Series
Thematic Series

90
94
98


Finishing

104

Grille



Ref. 125 20 8




Distance between axes: 125 x 125 mm
Flat bar: 20 x 8 mm
Free opening: 105 x 105 mm
Transparency: 71 %

Basic series - 125

Standard sizes:




La: 2 x 1,5 m / 56 Kg
Lv: 1,5 x 2 m / 56 Kg
X: 2 x 0,75 m / 27 Kg
V: 1,5 x 1,5 m / 41 Kg
C: 1,5 x 0,75 m / 20 Kg
K: Variable



*Sample according to La size

Ref. 125 25 6




Distance between axes: 125 x 125 mm
Flat bar: 25 x 6 mm
Free opening: 100 x 100 mm
Transparency: 64 %

Standard sizes:



La: 2 x 1,5 m / 53 Kg
Lv: 1,5 x 2 m / 53 Kg
X: 2 x 0,75 m / 26 Kg
V: 1,5 x 1,5 m / 39 Kg
C: 1,5 x 0,75 m / 19 Kg
K: Variable



*Sample according to La size

Ref. 125 30 6




Distance between axes: 125 x 125 mm
Flat bar: 30 x 6 mm
Free opening: 95 x 95 mm
Transparency: 58 %

Standard sizes:




La: 2 x 1,5 m / 63 Kg
Lv: 1,5 x 2 m / 63 Kg
X: 2 x 0,75 m / 31 Kg
V: 1,5 x 1,5 m / 48 Kg
C: 1,5 x 0,75 m / 22 Kg
K: Variable



*Sample according to La size

Ref. 125 35 6




Distance between axes: 125 x 125 mm
Flat bar: 35 x 6 mm
Free opening: 90 x 90 mm
Transparency: 52 %

Standard sizes:




La: 2 x 1,5 m / 73 Kg
Lv: 1,5 x 2 m / 73 Kg
X: 2 x 0,75 m / 37 Kg
V: 1,5 x 1,5 m / 55 Kg
C: 1,5 x 0,75 m / 26 Kg
K: Variable



*Sample according to La size

Ref. 125 45 6




Distance between axes: 125 x 125 mm
Flat bar: 45 x 6 mm
Free opening: 80 x 80 mm
Transparency: 41 %

Standard sizes:



La: 2 x 1,5 m / 95 Kg
Lv: 1,5 x 2 m / 95 Kg
X: 2 x 0,75 m / 48 Kg
V: 1,5 x 1,5 m / 71 Kg
C: 1,5 x 0,75 m / 34 Kg
K: Variable



*Sample according to La size

Basic Series - 94

Ref. 94 16 6




Distance between axes: 94 x 94 mm
Flat bar: 16 x 6 mm
Free opening: 78 x 78 mm
Transparency: 69 %

Standard sizes:



La: 1,97 x 1,5 m / 46 Kg
Lv: 1,5 x 1,97 m / 46 Kg
X: 1,97 x 0,75 m / 22 Kg
V: 1,5 x 1,5 m / 34 Kg
C: 1,5 x 0,75 m / 17 Kg
K: Variable



*Sample according to La size

Ref. 94 25 6




Distance between axes: 94 x 94 mm
Flat bar: 25 x 6 mm
Free opening: 69 x 69 mm
Transparency: 54 %

Standard sizes:




La: 1,97 x 1,5 m / 71 Kg
Lv: 1,5 x 1,97 m / 71 Kg
X: 1,97 x 0,75 m / 35 Kg
V: 1,5 x 1,5 m / 54 Kg
C: 1,5 x 0,75 m / 26 Kg
K: Variable



*Sample according to La size

Ref. 94 40 4




Distance between axes: 94 x 94 mm
Flat bar: 40 x 4 mm
Free opening: 54 x 54 mm
Transparency: 33 %

Standard sizes:




La: 1,97 x 1,5 m / 76 Kg
Lv: 1,5 x 1,97 m / 76 Kg
X: 1,97 x 0,75 m / 37 Kg
V: 1,5 x 1,5 m / 57 Kg
C: 1,5 x 0,75 m / 27 Kg
K: Variable



*Sample according to La size

Ref. 68 20 4




Distance between axes: 68 x 68 mm
Flat bar: 20 x 4 mm
Free opening: 48 x 48 mm
Transparency: 50 %

Standard sizes:




La: 1,97 x 1,5 / 53 Kg
Lv: 1,5 x 1,97 m / 53 Kg
V: 1,5 x 1,5 m / 40 Kg
C: 1,5 x 0,75 m / 20 Kg
K: Variable



*Sample according to La size

Ref. 68 30 4




Distance between axes: 68 x 68 mm
Flat bar: 30 x 4 mm
Free opening: 38 x 38 mm
Transparency: 31 %


Standard sizes:




La: 1,97 x 1,5 m / 80 Kg
Lv: 1,5 x 1,97 m / 80 Kg
X: 1,97 x 0,75 m / 40 Kg
V: 1,5 x 1,5 m / 61 Kg
C: 1,5 x 0,75 m / 29 Kg
K: Variable



*Sample according to La size




Ref. 125 68 40 4

**Distance between axes:** 125 x 68 mm**Flat bar:** 40 x 4 mm**Free opening:** 85 x 28 mm**Transparency:** 28 %**Standard sizes:****La:** 1,97 x 1,5 m / 80 Kg**Lv:** 1,5 m x 2 m / 80 Kg**X:** 1,97 x 0,75 m / 40 Kg**V:** 1,5 x 1,5 m / 60 Kg**C:** 1,5 x 0,75 m / 30 Kg**K:** Variable

*Sample according to La size

Ref. 68 125 40 4




Distance between axes: 68 x 125 mm
Flat bar: 40 x 4 mm
Free opening: 28 x 85 mm
Transparency: 28 %

Standard sizes:




La: 2 x 1,5 m / 81 Kg
Lv: 1,5 x 1,97 m / 81 Kg
X: 2,00 x 0,75 m / 40 Kg
V: 1,5 x 1,5 m / 61 Kg
C: 1,5 x 0,75 m / 30 Kg
K: Variable




*Sample according to La size

Ref. 68 125 50 30




Distance between axes: 68 x 125 mm
Flat bar: 50 x 4 mm / 30 x 4 mm
Free space between bars: 18 x 95 mm
Transparency: 20 %

Standard sizes:



La: 2 x 1,5 m / 87 Kg
X: 2 x 0,75 m / 44 Kg
V: 1,5 x 1,5 m / 65 Kg



*Sample according to La size

Ref. SV 68 125 25 35




Distance between axes: 68 x 125 mm
Flat bar: 25 x 6 mm / 35 x 4 mm
Free opening between vertical flat bars: 100 x 33 mm

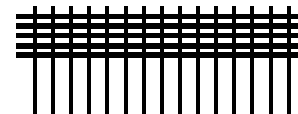
Standard sizes:




La: 2 x 1,5 m / 49 Kg
X: 2 x 0,75 m / 24 Kg
V: 1,5 x 1,5 m / 37 Kg
C: 1,5 x 0,75 m / 18 Kg
K: Variable




*Sample according to La size



*Sample according to X size



Ref. V 94 16 35 - TC




Distance between axes: 104 / 84 mm
Flat bar: 16 x 6 mm / 35 x 4 mm
Free opening: Irregular

Standard sizes:



La: 1,97 x 1,5 m / 73Kg
Lv: 1,5 x 1,97 m / 73 Kg
X: 1,97 x 0,75 m / 37 Kg
V: 1,5 x 1,5 m / 56 Kg
C: 1,5 x 0,75 m / 28 Kg
K: Variable



*Sample according to La size

Ref. V 94 16 35 - TH




Distance between axes: 104 / 84 mm
Flat bar: 16 x 6 mm / 35 x 4 mm
Free opening: Irregular


Standard sizes:



La: 1,97 x 1,5 m / 64 Kg
Lv: 1,5 x 1,97 m / 69 Kg
V: 1,5 x 1,5 m / 49 Kg
X: 1,97 x 0,75 m / 23 Kg
C: 1,5 x 0,75 m / 18 Kg
K: Variable



*Sample according to La size



*Sample according to Lv size



*Sample according to X size



Ref. 94 RT 8




Distance between axes: 94 x 94 mm
Rod: 3 de 8 mm
Free opening: 70 x 70 mm
Transparency: 55 %

Standard sizes:



La: 1,97 x 1,5 m / 72 Kg
Lv: 1,5 x 1,97 m / 72 Kg
V: 1,5 x 1,5 m / 53 Kg
C: 1,5 x 0,75 m / 26 Kg
K: Variable



*Sample according to La size

Ref. 94 R8 P25 6




Distance between axes: 94 x 94 mm
Rod: 3 de 8 mm
Flat bar: 25 x 6 mm
Free opening: 70 x 70 mm
Transparency: 55%

Standard sizes:




La: 1,97 x 1,5 m / 73 Kg
V: 1,5 x 1,5 m / 54 Kg
C: 1,5 x 0,75 m / 26 Kg
K: Variable



*Sample according to La size



Ref. Q 125 30 6




Pitch between flat bar axes: 125 / 125 mm
Flat bar: 30 x 6 mm
Free opening: 95 x 95 mm

Standard sizes:



Lv: 1,5 x 1,97 m / 63 Kg
V: 1,5 x 1,47 m / 48 Kg
C: 1,5 x 0,75 m / 22 Kg
K: Variable



*Sample according to V size



Ref. PQ 125 30 6

Pitch between flat bar axes: 125 / 68 mm

Flat bar: 30 x 6 mm


Free opening: 95 x 38 mm

Standard sizes:




V: 1,5 x 1,47 m / 51 Kg

C: 1,5 x 0,75 m / 26 Kg



*Sample according to V size



*Sample according to C size

Ref. PQ 125 30 6 B

Pitch between flat bar axes: 125 / 68 mm


Flat bar: 30 x 6 mm

Free opening: 95 x 38 mm

Standard sizes:



V: 1,5 x 1,47 m / 50 Kg





Ref. 68 125 50 R10



Distance between axes: 68 x 125 mm
Flat bar: 50 x 4 mm
Rod: 10 mm
Free space between bars: 18 x 115 mm
Transparency: 24 %

Standard sizes:



La: 2 x 1,5 m / 80 Kg
X: 2 x 0,75 m / 40 Kg
V: 1,5 x 1,5 m / 60 Kg



*Sample according to La size



Oceania

Africa

Asia

Europa


América

Galilea

Finishing of plaited grille

The finishing of the Trenza Metal grille is simple. It is possible to apply any kind of techniques of the metalwork: electrode welding, wire welding, cut with shear, angle grinder, circular saw, bending, etc.

As it is solid material, and its thickness is higher than 4mm, it is possible to weld to every kind of solid frames or structural pipes from 1,5mm thick obtaining an excellent result.



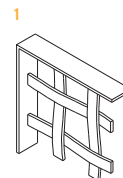
Frames

Trenza Metal adapts to every kind of frame. Here you can see some possibilities.

Simple Frames

Flat bar

On its side



Flat



H section

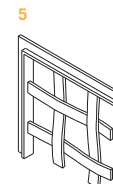


Tee Section

Outwards




Inwards

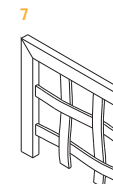


U section

Outwards

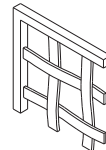


Lateral




Solid square section

8

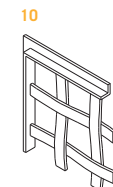


Angle section

Outwards

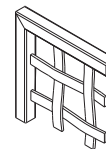


Inwards



Hollow square section

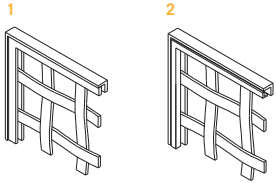
11




Anchorage

Recercados compuestos

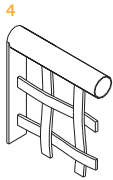
Angle section and frame reinforcement
Of flat bar Of angle section



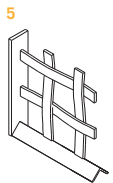
With double flat bar



Pipe finish

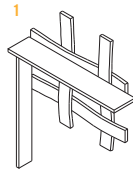


Angle section finish (weatherboard)

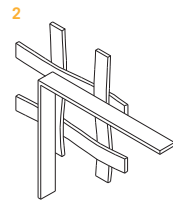


Loose ends frames

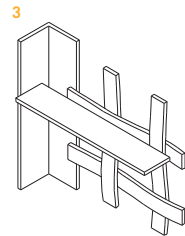
Hidden frame (reinforcement) and loose ends up and down.



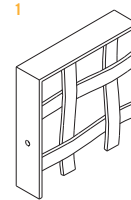
Hidden frame (reinforcement) and loose ends on the four edges.



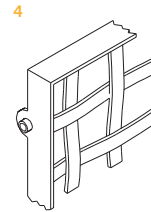
Lateral Hidden frame (reinforcement) with angles section. Loose ends up and down.




With drill hole in the frame to screw directly.



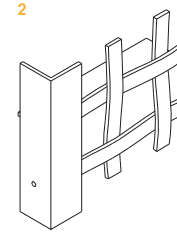
With bushing and drill hole moved from the axis of the frame to screw.



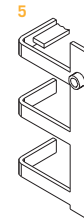
With flap, bushing and drill hole to screw.



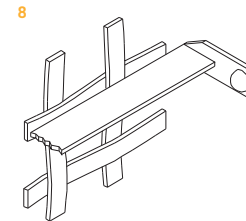
With drill hole in the angle section to screw.



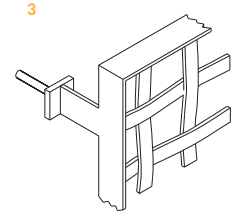
Bent frame with bushing and drill hole in the axis of the frame to screw.




With flap and drill hole to screw. Security caps are placed on the head of the screw.



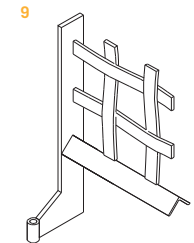
With T-bolt to fix with resin.



With anchorage plate to screw.



With gusset plate and bushing to screw onto the floor.





Management

MANAGEMENT

Management and supply

110

Management

Trenza Metal offers the building professionals free technical service

Technical management.

Precise information in editable files about our products to manage your project.

- DWG Drawings
- 3D files
- Descriptive memory
- Valued units



Technical Office.

Trenza Metal has a great experience of the application of its products to building works. Trenza Metal offers free technical service to architects, engineers, builders, developers, locksmiths and municipal technician. More than 4.000 installations and the reliability of our products and systems guarantee the increasing prestige of our company.



Supply

Trenza Metal packs thoroughly all its products, using the suitable protections in order to transport the material offering the maximum guaranty.



Other products




TRENZA METAL ÁREA

OTROS PRODUCTOS

Natural Faber®	116
ZigMetal®	118
TubMetal®	122

Other products



**New applications for
architecture and urban design**

Natural Faber® products.



Modular applications

- Bollards
- Barriers



Natural Faber is a brand of street furniture and protections for building.

Natural Faber introduces the **elipso** series featuring bollards and barriers. A new concept of street furniture based on the naturalness and shape simplicity. The **elipso** series combines functionality and expression richness.



ZigMetal®

**New applications for
architecture, urban design
and gardening**

ZigMetal® products.



Modular applications


- Urban railings
- Barriers
- Bollards
- Garden borders
- Wall railings
- Parapets



ZigMetal, product line for architecture, urban design and street furniture. These modular, functional and open systems are ready to install and guarantees high performance.

ZigMetal line is fulfilled with the manufacture of innovative urban railings, barriers, bollards, garden borders, wall railings and parapets.

As the Trezza Metal products, all the **ZigMetal** models are manufactured with hot rolled flat steel bars, but in this case the materials are not braided but folded, so that they provide movement, plasticity and freshness.




Modular systems easy to manage, install and maintain.
Economic and long lasting.
Hot dip galvanized and surface treatment of
Polyester polymer powdered paint.
Immediate supply.
Technical consultancy.





**New applications for
architecture and
urban design**

Tub Metal® products.



Modular applications

Railings
Fencing
Handrails
Balconies
Parapets
Partitions
etc...



Tub Metal, a new system of fencing, urban railings, handrails, balconies and parapets which are made of aluminium to satisfy the aesthetic needs of the modern architecture.

Its actual and functional design is based on the simplicity and the elegance of the pure shapes, offering a wide range of configurations and styles.

Aluminium's properties and the quality of our designs turn the **Tub Metal** system into an ideal solution to create spaces with maximum solidity, safety and durability.



Glass and phenolic panels

The **Tub Metal** railings combine perfectly with glass boards and phenolic panels of different colours.



ESPAÑA / PORTUGAL

Trenza Metal Área
 Polígono Industrial Valcabado
 Ctra. N-630, Km 272.
 49024 Zamora.

ESPAÑA
 Tel.: (+34) 980 509 219
 Fax: (+34) 980 530 692
 e-mail: info@trenzametall.com

DEUTSCHLAND

Trenza Metal Área
 Friedrichstraße 50
 10117 Berlin

DEUTSCHLAND
 Tel.: +49-30-20659-414
 Fax: +49-30-20659-200
 e-mail: info.de@trenzametall.com

FRANCE

Trenza Metal Área
 Le Dôme
 1, rue de La Haye – BP 12910
 95731 ROISSY CDG CEDEX

FRANCE
 Tél.: +33 (0)1 49 19 21 75
 Fax: +33 (0)1 49 19 21 00
 e-mail: info.fr@trenzametall.com

ITALIA

Trenza Metal Área
 Viale Luca Gaurico, 9/11
 00143 Roma

ITALIA
 Tel.: +39 06 5483 2835
 Fax: +39 06 5483 4000
 e-mail: info.it@trenzametall.com

www.trenzametallarea.com



FREE REQUEST MORE INFORMATION ABOUT TRENZA METAL ÁREA PRODUCTS

If you are interested in receiving
TECHNICAL CATALOGUES OF THE TRENZA METAL ÁREA PRODUCTS,
 please fill and send this request to:

FAX +34 980 530 692



- Trenza Metal catalogues and prices
- ZigMetal catalogues and prices
- Natural Faber catalogues and prices
- Tub Metal catalogues and prices



TRENZA METAL ÁREA

If you have any questions please don't hesitate to contact us:

CUSTOMER SERVICE

+34 902 114 142
info@trenzametall.com

Or just send this request by ordinary post to our address:

Trenza Metal Área
Polígono Industrial Valcabado. Ctra. N-630, Km 272.
49024 Zamora (España)

Company _____ Activity _____

Contact person _____ Position _____

Address _____

Tel. _____ Fax _____

e-mail _____



TRENZA METAL

MANUFACTURERS OF
PLAITED GRILLE AND
APPLICATIONS FOR
ARCHITECTURE AND
URBAN DESIGN

TRENZA METAL AREA - EXCEPTIONAL PROJECTS

Trenza Metal Area researches constantly into new materials and techniques of manufacture to develop products and applications for architecture and urban design. Besides, Trenza Metal collaborates with architects, engineers and designers, producing exceptional projects in steel, aluminium, polyurethane and concrete.
Contact our technical direction department to consult the execution possibilities of your project.



TRENZA METAL AREA

Ask for our free technical catalogues
of products by sending the request
coupon attached inside.



ESPAÑA

Trenza Metal Area
Polígono Industrial Valcabado
C/Carretera 630, Km 2/2.
49024 Zamora

ESPAÑA

Tel.: (+34) 980 509 219
Fax: (+34) 980 530 692
e-mail: info@trenzametall.com

www.trenzametallarea.com

DEUTSCHLAND

Trenza Metal Area
Industriestraße 50

DEUTSCHLAND

Tel.: +49 30 20659 414
Fax: +49 30 20659 200
e-mail: info.de@trenzametall.com

FRANCE

Trenza Metal Area

Le Dome
1, rue de La Haye – BP 12910
95731 ROISSY CDG CEDEX
FRANCE

Tel.: +33 (0)1 49 19 21 75

Fax: +33 (0)1 49 19 21 00
e-mail: info.fr@trenzametall.com

ITALIA

Trenza Metal Area

Viale Luca Gaurico, 9/11
00143 Roma

ITALIA

Tel.: +39 06 5483 2835
Fax: +39 06 5483 4000
e-mail: info.it@trenzametall.com

